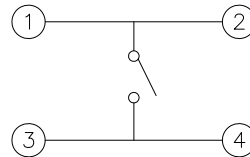
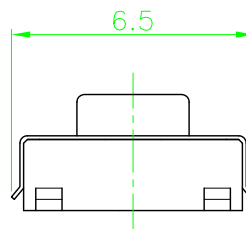
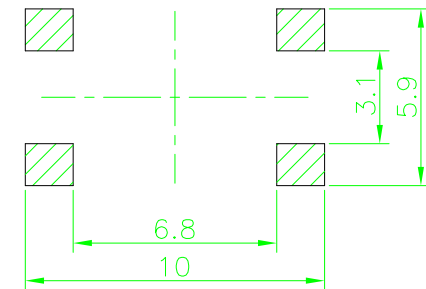


CIRCUIT DIAGRAM



P.C.B. LAND PATTERN



SPECIFICATION

1. RATING : 12V DC, 50mA Max.
2. STROKE : 0.25±0.1
3. CONTACT RESISTANCE : 100mΩ Max.
4. OPERATING FORCE : 260±50gf.
5. BOUNCE : 5msec Max.
6. LIFE : 100,000 Cycles Min.
7. TOLERANCE : ±0.2

|          |      |       |       |               |  |               |            |           |          |             |
|----------|------|-------|-------|---------------|--|---------------|------------|-----------|----------|-------------|
|          |      |       |       |               |  |               |            |           | TS-V-043 |             |
|          |      |       |       |               |  |               |            |           | TS-R-024 |             |
| PART NO. |      | MODEL |       | MATERIAL      |  | SPECIFICATION |            | TREATMENT |          | REFERENCE   |
|          |      |       |       |               |  |               |            |           |          | TACT SWITCH |
|          |      |       |       | TRIGONO-METRY |  | UNIT          | SCALE      | USER      |          | TITLE       |
|          |      |       |       | APPROVAL      |  | m/m           | DESIGN     |           |          | STM255HX    |
|          |      |       |       |               |  | CHECK         | M. K. JUNG |           |          | DWG NO.     |
|          |      |       |       |               |  |               | 2005.4.11  |           |          |             |
| MARK     | DATE | APPR. | CHECK | DESIGN        |  |               |            |           |          |             |