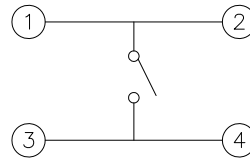
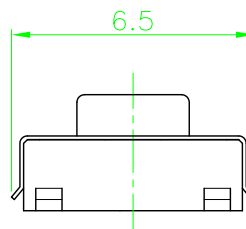
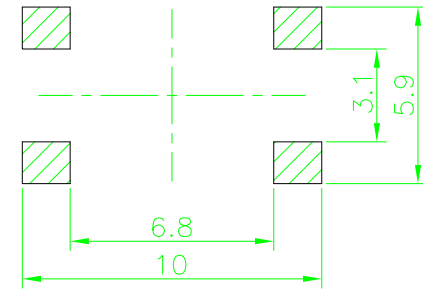


CIRCUIT DIAGRAM



P.C.B. LAND PATTERN



SPECIFICATION

1. RATING : 12V DC, 50mA Max.
2. STROKE : 0.25±0.1
3. CONTACT RESISTANCE : 100mΩ Max.
4. OPERATING FORCE : 130±30gf.
5. BOUNCE : 5msec Max.
6. LIFE : 300,000 Cycles Min.
7. TOLERANCE : ±0.2

									TS-V-040	
									TS-R-024	
PART NO.		MODEL			MATERIAL		SPECIFICATION		TREATMENT	REFERENCE
					TRIGONO-METRY	UNIT	SCALE	USER	TACT SWITCH	
					APPROVAL	m/m	DESIGN	TITLE	STM255NX	
						CHECK	M.K. JUNG	DWG NO.		
MARK	DATE	APPR.	CHECK	DESIGN		2005.4.11				